PERIODICO di MINERALOGIA Volume 91, No. 4, 2022
ISSN: 0369-8963

Deep Fusion Cnn Based Hybridized Strategy for Image Retrieval in Web: A Novel Data Fusion Technique

DR. C. SUGANTHI [A,*], DR.P.PREETHI [B], DR.R.ASOKAN [C], MRS.N.SARMILADEVI [D]
Department of CSE, Muthayammal College of Engineering, Rasipuram, Tamil Nadu, India,
Department of CSE, Kongunadu College of Engineering and Technology, Trichy, Tamil Nadu, India
Department of ECE, Kongunadu College of Engineering and Technology, Trichy, Tamil Nadu, India
Department of AI & DS, Kongunadu College of Engineering and Technology, Trichy, Tamil Nadu, India
** corresponding author*

Abstract

There is always a need for an efficient and effective Content Based Image Retrieval (CBIR) classification due to the constant development in the number of large-scale repository. During the last few years, there has been a tremendous increase in activity in using multimedia data including both scientific and commercial domains. As a result, it's necessary to organize, store, analyze, and present available facts that meet user needs. Visual components are used in CBIR to find a picture from a large image document based on the user's interest and instantaneously query sequence attributes. The term 'content' may relate to the image's low-level properties such as color, form, or material. The need for CBIR arises because most image retrieval algorithms rely solely on textual information, resulting in a lot of garbage in the outcomes. Furthermore, searching for photos in a large database using keywords might be costly, inefficient, and fail to convey the user's purpose to describe the picture. To address this, the proposed research suggests "JustClick": a unique data fusion approach based on the Deep Fusion Convolution Neural Network (DFCNN) method for enhanced extraction of features. With the notion of intent research, this approach hybridizes linguistic and visual commonalities to capture the user's purpose. Only one click on a query picture is required for the images returned by text-based searches to be re-ranked dependent on their linguistic and visual similarity to the image database. The suggested system's performance is proved by making comparisons to text-based and content-based systems. The suggested JustClick system provides an effective automatic retrieval of comparable photos with better extracting of the features, yielding encouraging results with retrieving effectiveness of 97.7% on average.

Keywords: *JustClick, DFCNN, visual commonalities, linguistic, LUNA IDE, image, CBIR and feature extraction.*

Introduction

We are currently residing in the internet era, in which knowledge, particularly photos, is stored in digital format. Several image retrieval programs have been designed in the manufacturing sector. Web services, for example, are used to improve user experience; nevertheless, solutions that rely on keywords are restricted in applicability due to the fact that many submitted photographs lack keywords or because multiple user viewpoints exist.

Image characteristics collected from image content are used by content-based image information extraction to acquire necessary images. Texture, colour, and form are all interesting picture aspects [1]. As a result, we present an approach that incorporates both texture and colour characteristics. Gabor local composite association and uniform magnitude local binary pattern are

 https://doi.org/10.37896/pd91.4/91413

ISSN: 0369-8963

used to extract texture characteristics (UMLBP). Gabor wavelets are based on the regions of interest of orientation-selective effortless cells [5,] which is essential in the daily sensory systems. Daugman [2] suggested a collection of two-dimensional (2D) Gabor wavelets that sample the occurrence content in a log-polar way. The Gabor wavelets effectively minimise

picture redundancies while also being noise resistant. As impulses of simple cells in the visual cortex of primates are orientated and then have the feature of limited frequency ranges, multi-resolution and multi-direction Gabor simulations have garnered significant attention. The authors proposed Gabor properties in [3], which give the greatest pattern retrieval performance while also describing pictures uniquely. As a result, using the adaptive fuzzy selection algorithm to decrease image processing computation while keeping a fair degree of classification results is recommended. Gabor wavelets are essential to study because they may help researchers in fields like texture recognition and image transformation. Texture characteristics are frequently extracted using a series of 2D Gabor wavelets in content-based image information extraction. Joshie and Mukherjee [4] advocated the use of Gabor and scale invariant feature transform characteristics in the fusion approach. Jain and Salankar [5] suggested a content-based image retrieval (CBIR) method that combined combined colour and consistency segmentation method with linear classifiers. The authors suggested a colour phase and Gabor texture feature-based CBIR in [6]. Manjunath and Ma offer an image retrieval method based on Gabor elements that outperforms techniques based on pyramid-structured discrete wavelet characteristics, tree-structured image compression features, and multi-resolution synchronous autoregressive visibility. Scale-invariant and rotation-invariant Han and Ma [7], Rahman et al. [8], and Chen et al. [9] have suggested Gabor components for textural picture extraction that employ energy characteristics but not correlations aspects. Although Gabor transformations based on Gabor wavelets are good for extracting textural features, they have a low retrieval performance because Gabor wavelets react appropriately to edges and textured changes. Unlike current Gabor properties with intensity or imaginary component, we present an enhanced Gabor local complex correlation characteristic in this study. Furthermore, one of our objectives is to pick features that are suited to Gabor features and to increase the fused characteristics' detection results. In particular, we employ the UMLBP because it is well-suited to texture characteristics like the Gabor local complex association. We use the colour autocorrelogram [10] for colour characteristics. In HSV colour space, the colour autocorrelogram is retrieved and harmonised with our texture characteristics. According to the findings, the fused feature has a good detection rate.

CBIR using deep learning has gained popularity in recent years. Ahmed et al. [11] suggested a CBIR that combines spatial colour in sequence with shaped extracted characteristics and object detection and identification, with retrieval using a bag-of-words (BoW) technique. Preethi et al. [12] proposed a technique that combines feature information and handcrafted-PCA (principal component analysis) characteristics, with deep information obtained from the improved AlexNet convolutional neural network (CNN) and advantage when it is implementing retrieved from the histogram of oriented gradients (HOG) and local binary patterns (LBP). Punarselvam et al. [13] suggested a controlled deep feature implantation using a handmade feature model that incorporates a novel failure function that combines the method to compute and labelling knowledge. Punarselvam et al. [14] suggested using CNN semantic re-ranking to improve sketch-based features extracted, which employs two CNNs for classification: Q-Net and N-Net. Initial retrieving results are re-ranked using the retrieved classifications of drawings and natural photos.

 https://doi.org/10.37896/pd91.4/91413

Preethi et al. [15] developed a greedy acquisition of the variability of a deep Boltzmann machine and a search method for accurate visual retrieve, which uses a classification technique to categorise an image with the optimised features. These classification techniques can
only be employed if the material for grouping photos is already available, and in most situations, low-level characteristics are of critical value.

The focus of this study is on identifying low-level local characteristics that can be used in machine learning. Its principle allows immediate access to CBIR without the need for prior knowledge of class information. We propose the colour autocorrelogram for colour attributes and a best grouping of the superior Gabor local complex association and the scale-based UMLBP for texture qualities.

There are five measures that we may do to help us attain this.

- Keyword analysis for image recovery.
- Picture Re-ranking: The user has selected the query image from the image database. Color and texture characteristics are used in CBIR, and the photos in the pool are sorted by analyzing the feature representation of the query representation.
- Keyword expansion: The top k photos are chosen, and all of their labels are retrieved, as well as the frequencies of counting of each label. extended key terms are used to expand the image collection and include more similar photos.
- Clustering: Determined by visual content and frequencies count of all these chosen label, all the photos filled with various extracted identifiers are grouped into separate clusters.
- Pictorial Enquiry Enlargement: The images restored using extended search terms are additionally graded and kept in a separate pool depending on the feature vector relative to the query image. The re-ranking method is conducted to both picture pools in order to rate all of the photos from both pools and eliminate duplicates.

The suggested approach features texture with multi-resolution and multi-direction properties, as well as colour with rotation-invariant geographic structure information. Next section is provided with the existing approaches survey and then the suggested image retrieval system is described in the next part, along with the specifics of the feature extraction techniques as section 2. Section 3 discusses the experimental treatments and outcomes. Finally, in Section 4, we have concluded the paper's results.

Related Work

Retrieval of images. Image retrieval examines a set of test photos for comparable images to an image database. Traditional techniques [16] aim to match a collection of words. Recent methods, like as deep machine learning, focus on learning a suitable global description of pictures [17] to map comparable trial together to each other versus unrelated ones. In the world of machine learning, pair-based loss has a long history. Positive pairings are pulled together with contrast loss [18], whereas negative pairs are pushed apart. The separation among a positive pair and a negatives pair must be reduced due to tuple loss[19]. The anchor is associated with improved but numerous negatives in N-pair [20] and Lifted Structural loss [21]. Both Ranked List [22] and Multi-Similarity Loss [23] consider all positive and negative pairings in a batch, and Multi-Similarity gives each pair a distinct weight. Proxy-based losses examine disparities among samples and trainable intermediates instead than optimising on pairs of samples. Proxy-NCA [24] reduces calculation

time by using proxies to approximate NCA loss. The anchor is associated with a positive but numerous negatives in N-pair [20] and Lifted Structure loss [21]. Both Ranked List [22] and Multi-Similarity Loss [23] consider all favourable and unfavourable

pairings in a batch, and Multi-Similarity gives each pair a distinct weighting. Proxy-based losses examine disparities between observations and learnable proxies instead than optimising on pairs of examples. Proxy-NCA [24] reduces calculation time by using proxies to approximate NCA loss. By designating a proxy for each class and linking every proxy with the whole batch, Proxy Anchor [25] enhances Proxy-NCA. ProxyNCA++ [26] enhances ProxyNCA by adding properties such as low temperate scaled, Global Max Pooling, and more.

Few-shot classification

Learning from a few annotated instances is referred to as few-shot learning [27]. Recent research has shifted its attention to meta-learning [28], which seeks to learn how to tackle new challenges based on prior experiences. Our research is based on the support vector setting, which varies from normal few-shot learning in that it assumes access to the unlabeled test dataset during inference. MAML [30] is the first approach to use transducer by information exchange between possible samples using Regularization [29]. MAML's purpose is to teach you how to quickly fine-tune a parameters introduction on a new job. Reptile [31] uses first-order equations rather of partial order to simulate MAML. SIB [32] proposes adapting to a latest mission by learning to forecast imitation incline [33], in the very same vein as MAML. With an ensembles of epoch-wise empirical Bayes models, SIB can be enhanced even more [34]. CAN [35] proposes a cross attentiveness module for extracting supportive and query characteristics in an adaptable manner. TPN [36] uses a neural network during training how to transmit labels. To update the graph, EGNN [37] considers both node and edge features. For manifold smoothing, EPNet [38] suggested using embedding propagating as an unsupervised regularizer. While our technique is similar to earlier works in that the graphs updating is done in an extensive manner learnt immediately by the networking rather than an explicitly defined scheme, it differs from the previous works in that the vertex updating is done in an informal situation discovered spontaneously by the network.

Re-ranking for image retrieval

Re-ranking the nearest neighbours improves features extraction outcomes in most cases [39]. Data preparation is a traditional re-ranking technique that creates an enlarged request from the top-k samples obtained. The extended uncertainty can be a convolution of the top-k retrievals (alphaQE , AQE, AQEwD) [40], or a linear Classifier for each inquiry training with top ranked characteristics as positives and little - status characteristics as negatives, as described in. LAttQE [41] previously suggested combining numerous explicit aggregates with self-attention [42] to achieve new features. Another area of study [43] looks into higherorder neighbours. Using either explicitly label replication on the closest neighbour graph [44] or directly encoding neighbour knowledge into picture descriptors, the approaches may be used. Shen et al. [45] proposed that pictures be encoded using their k closest neighbours. A database image's ultimate rank is defined by its rankings in the query's information retrieval system and the query's k nearest neighbours. In [46], the k-reciprocal adjacent neighbours are utilised to update distances by attractive into

ISSN: 0369-8963

description the regularity of the kneighborhood connection. [47] introduces the notion of k-reciprocal closest neighbours, which states that two pictures are k-reciprocal nearest neighbours if they are both mutual information of every other. In [48], this concept is expanded upon and shown to be useful for person re-identification.

Proposed Methodology

Intent search and re-ranking are described in this section. The planned architecture of the system as well as the aesthetic characteristics that were employed are explored.

Intent search and re-ranking

Web-based picture search engines often utilise text-based keywords as queries and depend on the underlying content to find suitable photos. Users find it challenging to define the video elements of target pictures using keywords, resulting in inconsistency in query keywords. For example, if you search for "apple" as a query term, the results will include photographs from many subcategories such as "apple fruit," "apple i-phone," "apple laptop," and so on. The visual components of a picture must be considered in order to address the uncertainty in text-based image representation. A system must filter photos content - based in order to improve indexes and offer more precise findings. CBIR is a technology that employs visual contents to search a vast picture library for an image based on user interest and instantaneously query image attributes. The term 'content' refers to the image's low-level properties such as shape, colour and texture. In order to resolve the semantic gap in the CBIR system, the user's participation through RF is also considered. Users must choose a number of relevant and extraneous photos in order to acquire similarity function through an evolutionary online training procedure.

However, without online training, user input and the number of iterations for Web-based software platforms must be reduced. Online picture re-ranking, which reduces the user's work to a single-click search as feedback, is a good technique to enhance search queries. In a text-based search, the search engine retrieves a pool of images are obtained based on different labels supplied in the image dataset for a query term entered by the user. The picture application's size is normally predetermined, for example, 1000 photographs. The remaining photos in the collection are then re-ranked thanks to low visual connections with the image database after picking a query image that represents the users ’ search intention. Image index files with various names for each image, as well as visual attributes of photos, are generated and saved offline. The feature point assessment adds to the computational complexity. The length of feature vectors must be kept short, and their comparison must be quick, in order to maximise efficiency. It's critical to select visual qualities that are both effective and efficient in picture searches. The suggested intent search strategy focuses on collecting the user's intent with a one-click query image, which is required for effective feature recovery. There are five actions that must be followed in order to achieve this.

- Keyword search for image retrieval
- Picture Re-ranking: The user selects the target object from the image database. Textural features are used in CBIR, and the photos in the pool are rated by comparing relevant features to the image database.

 https://doi.org/10.37896/pd91.4/91413

ISSN: 0369-8963

- Keyword development: The top k photos are chosen, and all of their labels are retrieved, as well as the frequencies of count of each label. To acquire more relevant photos, expanded phrases are employed to extend the image pool.
- Clustering: Visual observation term and frequencies calculate of all these chosen label, all the photos containing various extraction labels are grouped into separate clusters.
- Visual Query Expansion: Photos found using extended phrases are also rated by correlating characteristics of all similar images to the query image. The re-ranking method is conducted to both picture pools in order to rate all of the photos from both pools and eliminate duplicates.

All of these processes are automated and quick, and they are completely invisible to the user. This is critical for any corporate web-based picture search engine that requires a simple user interface and rapid response time. Term enlargement of the top k photos, which is the result of text-based and CBIR search, is successfully employed in the developed framework for re-ranking and to increase the imagery pool for retrieving of additional relevant images from the image dataset. The use of a small number of characteristics from selected texture features along with the ease of picture re-ranking reduces computational burden while improving search performance.

Experiments demonstrate that this strategy enhances the accuracy of top-ranked photos greatly and meets the following aims:

- The entered by the user purpose should be fulfilled.
- The effectiveness of searches should be improved.
- The efficiency of retrieval should be improved.
- The intricacy of the search should be minimised.

System work flow

The structure of the proposed system is depicted in this diagram. The user inputs the query image as input of an acceptable keyword, as displayed. As a consequence of a text-based explore, the first picture pool is found. Now the user must choose the correct improbability image from the picture pool that was returned as a consequence of the text-based explore. Without important additional interaction, all relevant photos are collected from the image dataset with a single click using the follows step-by-step process: To begin, all of the photographs in the pool are rated according to how visually similar they are to the image database. These correlations are calculated by comparing the query image's feature representation to the feature set of all photos in the pool. Second, the top k photos and their m labels are retrieved in order to expand the image pool using keyword growth. Then, based on keyword expansions, clustering of similar pictures are produced, and the clusters with the most comparable images are chosen for visual expansion. With regard to the image database, these groupings are contrasted to the previously received resultant images. Finally, all of these photographs are re-ranked, removing image duplicates by both pools. This depicts the user's purpose at a finer level, resulting in more accurate outcomes.

 https://doi.org/10.37896/pd91.4/91413

ISSN: 0369-8963

Feature Extraction

Because of the constraints of the histogram equalization, a version of the histogram known as CCV was chosen as the feature descriptor. Based over whether or not it is part of a big equally coloured area, CCV classifies each pixel in a particular colour bucket as coherence or inconsistent. The reason for using CCV for colour characteristics is that it allows for a better differentiation between coherent and disorderly pixels than a histogram equalization.

The feature extraction of CBIR is done with TEFC, which classifies local patterns as relevant features. The image is divided into distinct 55 windows for improved depiction of complex surfaces, and numerous visually relevant structures are produced from texture unit number (U). Contrast patterns are also established for the same, which are dependent on contrasting fluctuations rather than intensity. TEFC characteristics are based on these patterns.

Sparse Connectivity

To take advantage of spatially local correlation, CNNs enforce a local connection pattern among axons in neighbouring layers [49]. The inputs of hidden neurons in layers m come from a subset of units in layer m-1, units with geographically adjacent regions of interest, as shown in figure.1.

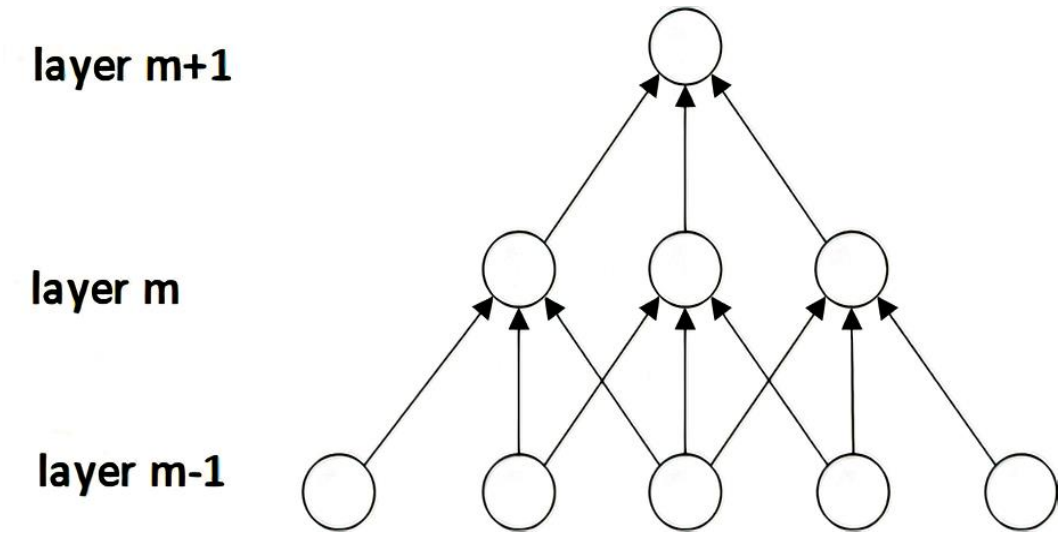

Figure 1. Connectivity of Sparse

Let's use layer m-1 as an example of an incoming retina. Layer m has activation functions of width 3 in the effort retina, as shown in the image, and is thus coupled to just 3 neighbouring neurons in the images level. The units in layer m+1 and the level below are connected in a manner similar. Their receptive field is greater when compared to the input, but it is only three times as large when compared to the layer below. There is no reaction in each unit to fluctuations beyond their regions of interest with regard to the retina, ensuring that the trained filter produces the greatest response to a spatially confined input pattern.

 https://doi.org/10.37896/pd91.4/91413

ISSN: 0369-8963

Shared Weights

In CNNs, every filter high is reproduced throughout the whole visual field. The copied filters have the same weights and bias as the original filters, forming an image representation. The same convolution layer has three hidden entities, as shown in figure 2. Weights of the same hue that are restricted to be identical are exchanged. By modifying the original approach by a tiny margin, we may still utilise learning algorithm to discover such include in. The slope of a shared weight is obtained by adding the strengths of the models trained. By repeating the units, we can identify the characteristics independent of where they are in the visual field. Weight sharing can increase steadily improved by drastically dropping the no of unknown parameters to be cultured. Because of the restrictions on these frameworks, CNNs perform higher generalisation on vision tasks.

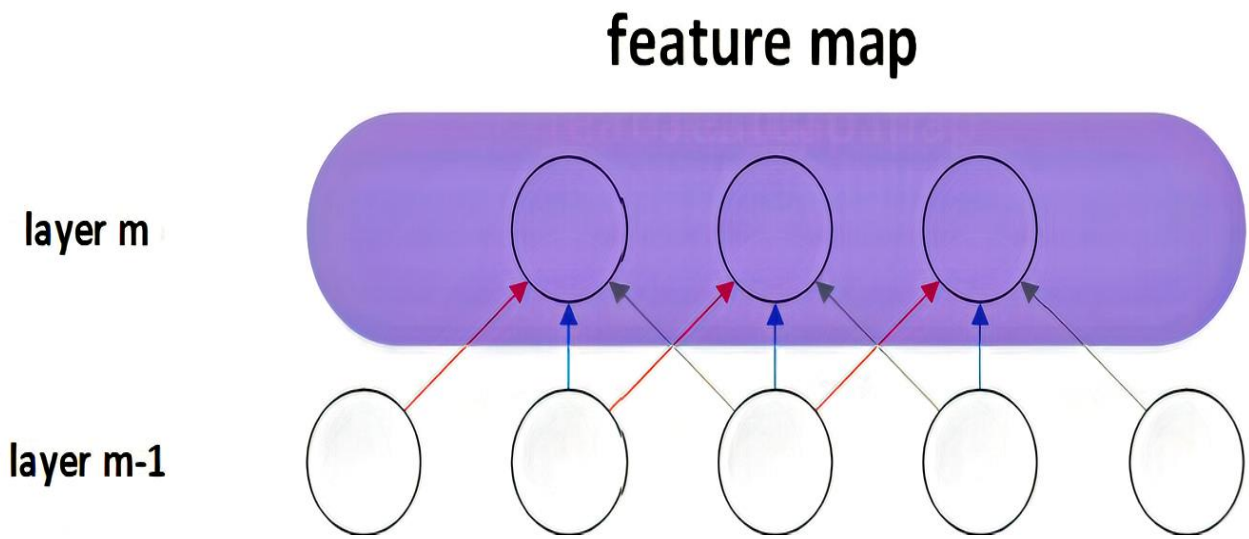

Figure 2. Weights Shared

Convolutional Layer

A feature map is created by apply a signal periodically over sub-regions of an images, mostly via combination of the input picture with a non linear function, accumulation a bias term, and then performing a linear filter. At a given layer, the k-th feature map may be designated as h_k, whose filters can be determined by the bias b_k and weights W_k, and then the convolution layer can be obtained using the following equation:

$$h_k^{ij}=\tanh(W^k * x_{ij} + b_k) \quad (1)$$

 https://doi.org/10.37896/pd91.4/91413

ISSN: 0369-8963

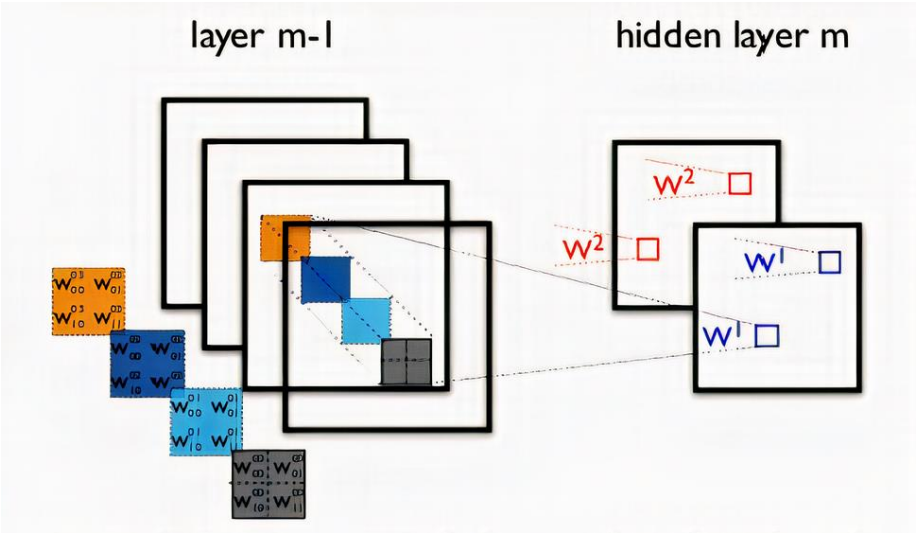

Figure 3. Layer for Convolution

Two CNN layers are seen in figure 3. Layer m-1 has four feature maps and buried layer m has two feature maps (h0 and h1). The pixels in feature maps h 0 and h 1 are calculated from pixels in layer (m-1) that are inside their 2x2 input patch in the layer below (coloured squares) (blue and red squares). It's simple to observe how the input vector extends over all multiple feature maps in the data. As a conclusion, the 3D weight tensors are the quantities as well as. The first two measures are for feature maps, while the latter two are for pixel location. The weight that combines each picture of the k-th feature map with the image of the l-th layer at layer (m-1) and coordinates (i,j) at layer m is displayed when all of this is merged as shown in figure 3.

Max-Pooling

Max-pooling, a sort of non-linear down-sampling, is an important concept in CNNs. The picture data are divided into a sequence of non-overlapping rectangles, just with the appropriate quantity of data. In vision, we employ max-pooling for the following reasons: - By removing non-maximal values from top levels, the computational cost is lowered. Assume a convolutional layer is cascaded with a max-pooling layer. A solitary pixel in the input picture may be manipulated in six directions. If max-pooling is done across a 2x2 rectangle, 3 of the 8 potential arrangements yield precisely the same result at the convolutional layer. For maximum pooling across a 3x3 zone, this increases to 5/8. This results in a type of translation invariance. Because it adds more resilience to position, max-pooling reduces the complexity of image transformations.

 https://doi.org/10.37896/pd91.4/91413

ISSN: 0369-8963

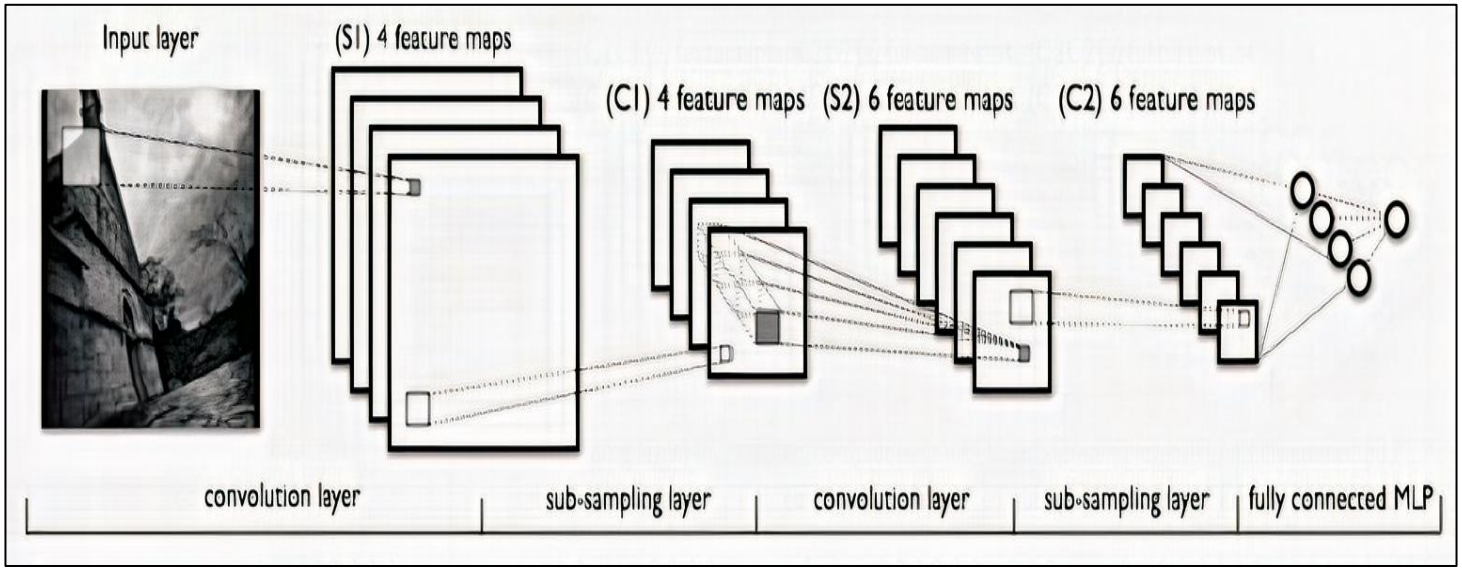

Figure 4. Fully Connected LeNet Model: DFCNN

Full-Model: LeNet

The key ideas of the LeNet modelling framework are convolutional layers, sparse and max-pooling. The specific characteristics of the representation in figure 4 will be different greatly, but it illustrates how a LeNet model will seem. The model's lowest layers are made up of consecutive convolutional and max-pooling level. "The higher levels, on the other hand, are completely linked and correspond to a typical Multilayered Perceptron, which combines hidden layer with logistic regression." The collection of all convolution layers at the layer below is the inputs to the first fully-connected layer."

Training the Network

Python was used to code the convolutional neural network. The code was adapted from another dataset and tweaked to fit this one. The convolutional neural network is formed with Python's Theano package [50]. This version simplifies the concept since it does not include location-specific amplification and bias constants, and it pools by greatest rather than average. For image analysis, the LeNet5 model employs logistic regression.

The compacted train, test, and verification datasets were used to train the convolutional neural network. Each output feature map has one bias. Filters are used to convolve the extracted features, and that each characteristic chart is downsampled independently by means of max-pooling. To decrease the overhead of processing and transfer information for each image sample, the compressed information is separated into tiny batch sizes. This model's batches size is set at 500. We retain the learn algorithm, which is the stochastic gradient factor, at 0.1. The maximum number of iterations for executing the optimization is set to 200, implying that each label is learned for 200 epochs in order to optimise the networks. Filtering decreases the picture range to

 https://doi.org/10.37896/pd91.4/91413

ISSN: 0369-8963

24x24 when the first convolutional pooling layer is built, and max-pooling reduces the image size to 12x12 when the second convolutional pooling level is built. The picture size is lowered to 8x8 by filtration during the building of the second convolutional pooling layer, and it is additionally decreased to 4x4 by max-pooling. The hidden layer functions on 2D matrices of rasterized pictures because it is fully linked. This creates a shape (500, 800) matrix with preset values. Logistic Regression is used to classify the values of the fully-connected hidden state. The model's continuous random variable likelihood is the cost that is minimised during training. To estimate the inaccurate computations produced by the model, a Theano functional [51] test model is built. We make two lists: one of all hyperparameters that must be fitted using back propagation algorithm, and the other of all model parameter gradients.

The Train representation, which is The purpose, to updates the set of parameters using Stochastic Gradient Descent (SGD). Because there are so many parameters in this model, manually developing update rules for each one is time consuming. As a result, the updates list is automatically generated by repeating over all pairings. We maintain an improvement threshold, indicating that a proportional reduction of this magnitude is regarded noteworthy. It is the train models that is returned after the convolutional neural network has been trained.

Recovery Mechanism

Figure 5 shows how the recovery mechanism for this investigation works. The search image is pre-processed, and the areas are categorised using the trained neural network. It's then compared to the annotations index of the pictures used to training the system. Based on the amount of photos requested by the user, all photographs in the information set that are comparable to the certainty image are delivered to him. To put it another way, the top N photos that are comparable to the query image are returned. The major elements of the system design are briefly explained in this section:

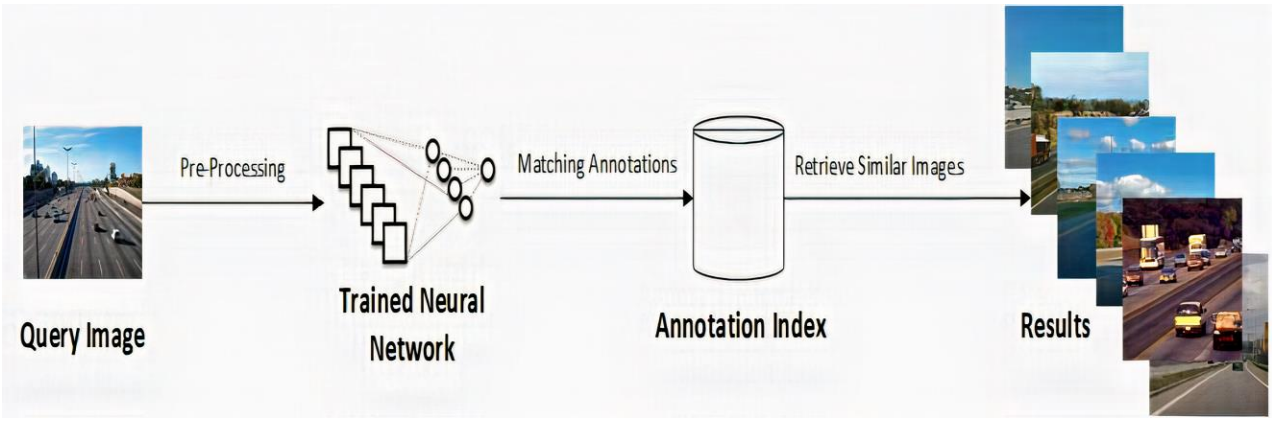

Figure 5. DFCNN System Design

 https://doi.org/10.37896/pd91.4/91413

ISSN: 0369-8963

Query Image

The query picture is a user-supplied image that he intends to use as a model for retrieving images from the collection. The searching image can come from anywhere and does not have to come out of the database. Figure 6 depicts an example of an image database.

Figure 6. Image given as query

Because the information set on which the system was qualified contained pictures pre-processed and operates with specified restrictions, the picture must be pre-processed before it can be assessed by the deep learning model. As part of the pre-processing procedure, the information is transformed to grayscale and shrunk to 28x28 pixels. The train model may be used to analyse the input images once it has been converted to a 28x28 pixel grayscale image.

Trained DFCNN

Previously described how the neural network was trained. A train structure, which is The purposed method , is produced as a consequence of training. The train model is used to analyze the query image after it has been converted to grayscale and scaled. The areas of the query picture are categorised according with different classifiers present in the training results. This data is saved and utilised to match it against the annotating index.

Annotation Index

Here created an annotations index using the comments that came with each image. For each picture, the directory comprises the section that people have commented and categorised. To acquire fresh labels, I look for labels from valid regions. These descriptions are only added to the index once a picture has been uploaded to the database for each label. As a consequence, an index is created that includes in sequence about all of the labels in each picture. The explanation value is also utilised to create a label appropriate algorithm on the currently active annotations. I have a synonym list that includes synonyms for each of the eight classes I use. These are names that people use to annotate their work. In certain circumstances, the sky is marked as clear sky, sky cloudy sky, and so on. In categorize to deal with this concern, the labels are mapping to their synonyms. The information is compacted using the annotations index, pictures, and mappings once the annotations index is ready.

 https://doi.org/10.37896/pd91.4/91413

ISSN: 0369-8963

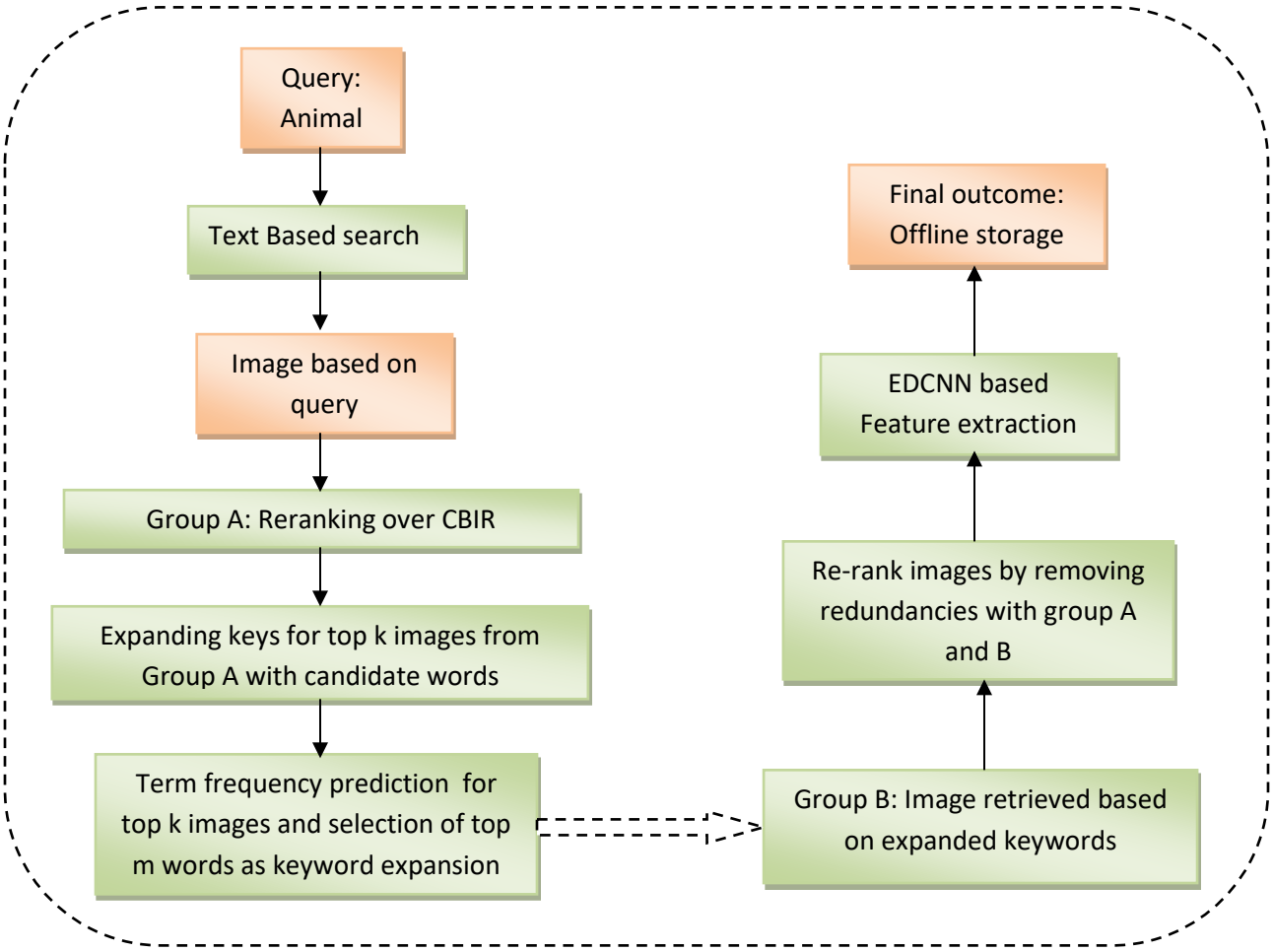

Figure 7. Proposed framework of JustClick

Working of JustClick system

Figure 7 shows the step-by-step approach for obtaining the suggested JustClick recovery results.

1. All of the pictures in the repository have keywords/labels assigned to them. A variety of labels, such as animal and horse, are appended to each image. Image-Id and Labels are stored in a database. The first result of a search query is access to advanced, which is saved as Image Pool A.
2. Picture Re-ranking: The user chooses the query image from a pool of photos obtained. The photos in the pool are sorted by contrasting the attribute map of the picture database with the attribute space of all the images in the pool depending on CCV and city-block distance. The photographs in the database are reorganized such that the most relevant images display first, according to the rating. (Pool/Group A) (Pool B) (Pool C)
3. Keyword extension: The top k photos are chosen, and all of their labels are retrieved, as well as the frequencies of count of each label. Words are retrieved from the text documents of the top

 https://doi.org/10.37896/pd91.4/91413

ISSN: 0369-8963

k photos that are the most comparable to the image database in this stage. Only the top m words (based on frequency count) are retained as prospects for further processing to save time and money.
4. Clustering: Based on image attributes and frequency count of all these identified labels, all the images comprising wi are classified into various groupings for each prospective word wi. Finally, this is utilised to divide all of the photos in the dataset into clusters: one for photographs with extracted labels that are important pictures, and the other for images that are not.
5. Visual Query Expansion: A group of related photos is shown (Pool B). The feature vectors of pictures from both pools are contrasted to the query picture based on CCV and city-block expanse. Picture was also examined for redundancy by examining captions and image-Ids. Finally, all of these photographs are re-ranked, deleting duplicates from both pools. This reflect the user's purpose at a finer level, resulting in improved results. All relevant photos from Pools A and B are found.

Experimental Results

The system was created utilising the Eclipse LUNA IDE with JAVA and JSP. The programme is deployed over the web using the Apache Tomcat Web Server. The solution is pushed to the limits on a general-purpose WANG folder that contains 700 Corel stock photos in JPEG format with sizes of 385×257 and 257×387 pixels, as well as 400 physically obtained images of apple fruit and apple i-phone. The empirical values were evaluated using a Lenovo Graphics workstations with an integrated NVIDIA graphics processing unit, a Core i5 CPU, and Windows 7 operating system. This section discusses the many experimental outcomes that were obtained.

For this test, nine query terms are picked. Two labels are assigned to each pixel of an image. For example, photos for the query "apple" are labelled "red apple," "apple i-pod," "apple i-phone," and so on. For each of the nine query terms, there are a total of 1000 photos. Past observations are used to evaluate the results of CBIR Search, Text Based Search and JustClick System.

Figure 8 depicts a snapshot of an image database with multiple labels for various photos. Each picture comes with two distinct labels.

id ▲ 1	path	label1	label2
1	intentDB/Aardonyx DInosaur.jpg	animal	dinosaur Aardonyx
2	intentDB/African Animal Elelphant.jpg	animal	elephant african
3	intentDB/African Elephant 15.jpg	elephant	animal
4	intentDB/Afrovenator Dinosaur.jpg	animal	dinosaur afrovenator
5	intentDB/Animal Horse 2.jpg	animal	horse
6	intentDB/animal Horse.jpg	animal	horse
7	intentDB/Adivasi Jungle.jpg	Adivasi Jungle	tribal people
8	intentDB/Animal Elephant 3.jpg	elephant	animal
9	intentDB/Animal Clydesdale Horse.jpg	animal	clydesdale horse
10	intentDB/Animal Elephant.jpg	animal elephant	water
11	intentDB/Animal Elephant in Mud.jpg	animal elephant	water
12	intentDB/Animal Arabian Horse 3.jpg	animal	horse arabian
13	intentDB/Aptosaurus Dinosaur.jpg	animal	dinosaur Aptosaurus
14	intentDB/Arabain Horse 4.jpg	animal	horse arabian
15	intentDB/Animal Qurter Horse 1.jpg	animal	horse qurter

Figure 8. Database of images with labeling

 https://doi.org/10.37896/pd91.4/91413

ISSN: 0369-8963

The uncertainty in the result displayed in figure 9 is the product of a text-based explore for the term "Red." These photos that have the label "Red" associated to them are fetched and shown to the user. The user only needs to make one click to find suitable photos by picking test image from the shown results.

Figure 9. Results of Keyword "Red" snapshot

The ambiguity in text based search for a query keyword "Animal" and "Apple" is shown in figure 10 and 11.

Figure 10. Results of keyword "Animal" (Text Based Search)

 https://doi.org/10.37896/pd91.4/91413

ISSN: 0369-8963

Figure 11. Results of keyword “Apple” (Text Based Search)

Figure 12 shows the outcome of JustClick after selected the query picture as "Apple Fruit" from a text-based search page, proving the system's efficacy.



Figure 12. Results of keyword “Apple” (JustClick)

The next screenshots in figures 13 and 14 illustrate how the proposed JustClick improves the retrieving result for the query "Bus" by combining visual commonalities with textual. In comparison to either text based or CBIR, the result displayed in figure 13 is the result of text based and CBIR combined with visual extension delivering improved retrieval outcomes. The number of irrelevant photographs of Bus displayed in figure 13 is 30, which is decreased to 19 (shown as red box) when JustClick is used.

 https://doi.org/10.37896/pd91.4/91413

ISSN: 0369-8963

Figure 13. Results of keyword “Bus” (Text Based Search)



Figure 14. Results of keyword “Bus” (JustClick)

The efficiency of different datasets as merging of textual semantic similarity outcomes with visual commonalities is seen in the following two results in figure 15 and 16. Following the generation of a text-based result for the keyword "Flower," all photos with the label "Flower" will be presented, which may include various sorts of flowers. Now, when a user selects a picture, such as "Rose," visual relationship among the query image and the returned photos are examined, and the pictures are ordered such that the most showing great are at the top. Text based matching is used to get another pool of photos from the dataset by choosing the best m words from the top k images due to the frequency count. All of these photographs are rated base on their visual comparison to the image sequences. Finally, according to the ranking score, photographs from both pools are re-ranked and saved so that all important images show at the top. When photos of

 https://doi.org/10.37896/pd91.4/91413

ISSN: 0369-8963

various different classifiers or subcategories are compared, an average retrieval effectiveness of 89 percent is observed.

Figure 15. Results of keyword "Rose" (JustClick)



Figure 16. Results of keyword "Dinosaur" (JustClick)

The system's recall and accuracy are used to evaluate its performance. The system's performance of the system are shown in the table 1.

 https://doi.org/10.37896/pd91.4/91413

ISSN: 0369-8963

Table 1. Precision and Recall: Text Based Search

Ambiguous Keyword	Intended Keyword	Precision	Recall
Animal	i. Dinosaur	0.28	0.28
	ii. Horse	0.42	0.42
	iii. Elephant	0.34	0.34
Apple	i. Apple Fruit	0.58	0.34
	ii. Apple i-phone	0.44	0.28
Yellow	i. Rose	0.49	0.20
	ii. Bus	0.44	0.18
Average		**0.43**	**0.28**

Table 2. Precision and Recall: CBIR

Category	Colour Feature		Texture Feature		Hybrid Features	
	Precision	Recall	Precision	Recall	Precision	Recall
Adivasi	0.46	0.46	0.33	0.33	0.49	0.49
Sea	0.49	0.49	0.43	0.48	0.59	0.59
Bus	0.65	0.65	0.42	0.42	0.69	0.69
Dinosaurs	0.71	0.71	0.85	0.85	0.96	0.96
Elephant	0.46	0.46	0.42	0.42	0.51	0.51
Rose	0.82	0.82	0.63	0.65	0.80	0.80
Horse	0.63	0.63	0.52	0.52	0.78	0.78
Apple Fruit	0.38	0.69	0.29	0.52	0.35	0.63
Apple i-phone	0.53	0.79	0.33	0.52	0.50	0.74
Average	**0.57**	**0.63**	**0.48**	**0.52**	**0.63**	**0.69**

 https://doi.org/10.37896/pd91.4/91413

ISSN: 0369-8963

Table 3. Precision and Recall: JustClick

Category	Colour Feature		Texture Feature		Hybrid Features	
	Precision	Recall	Precision	Recall	Precision	Recall
Adivasi	0.76	0.76	0.61	0.61	0.91	0.91
Sea	0.69	0.69	0.58	0.58	0.75	0.75
Bus	0.91	0.91	0.76	0.76	0.89	0.89
Dinosaurs	0.94	0.94	0.87	0.87	0.96	0.96
Elephant	0.76	0.76	0.63	0.63	0.77	0.77
Rose	0.83	0.83	0.67	0.67	0.93	0.93
Horse	0.92	0.92	0.87	0.87	0.94	0.94
Apple Fruit	0.97	0.53	0.71	0.39	0.97	0.53
Apple i-phone	0.99	0.66	0.78	0.52	0.99	0.66
Average	**0.86**	**0.78**	**0.72**	**0.66**	**0.90**	**0.82**

Table 4. Assessment of Text Based Search, CBIR and JustClick System

Method	Combined Features	
	Avg. Precision	Avg. Recall
Text Based Search	0.42	0.29
CBIR	0.63	0.69
JustClick System	0.90	0.82

The suggested JustClick system calculates the average retrieval effectiveness of 89 percent during using photos of various class labels and categories, as illustrated. The accuracy and recollect of CBIR search, Text Based Search and one-click information retrieval structure are used to evaluate the results. The suggested system's effectiveness is measured in terms of its accuracy and retention. The system's quality and performance are displayed after the tabulated data. Table 1 shows the text-based search results for various keywords such as "animal," "apple," and "yellow." The accuracy and recall for various terms are depicted in a graph. This term is matched with photographs in the database that are connected with the keyword entered by the user. When

 https://doi.org/10.37896/pd91.4/91413

ISSN: 0369-8963

a match is detected with a keyword, the photos are obtained and shown to the user as a search engine for the term for which the user has searched. The disadvantage of this approach of search query is with the intention of the key terms may not be adequately correlated with the picture satisfied, resulting in the retrieval of relevant images that do not fit the user's query term. To circumvent this limitation, we capture user requirements by picking one picture from the results of a text-based search and utilising it as the query image for content-based image representation and hybrid image recovery systems For diverse attributes including visual appearance, Table 2 displays the results of content-based picture retrieval for phrases similar to “Adivasi”, “Sea”, “Bus”, “Dinosaurs”, “Elephant”, “Rose”, “Horse”, “Apple Fruit”, “Apple i-phone”. The result for each feature is presented separately, as well as the aggregate result for both characteristics. In comparison to independent features, the accuracy and recall of a combined feature is superior. Table 3 illustrates the results of a hybrid picture search for diverse attributes including colour and texture for keywords like “Adivasi”, “Sea”, “Bus”, “Dinosaurs”, “Elephant”, “Rose”, “Horse”, “Apple Fruit”, “Apple i-phone”. The result for each feature is presented separately, as well as the aggregate result for both characteristics. In comparison to independent features, the accuracy and recall of a combined feature is superior. Table 4 shows a comparison of content-based picture retrieval, text-based search and hybrid image search methods.

This improves the Hybrid image search system's results over content-driven image restoration and text-based image search systems.

Conclusion

A unique information mixture approach to facilitate text-based and content-based picture rescue is offered in the construction of an image fusion algorithm. The user just needs to click once on a request picture in the proposed JustClick, and then the keyword based results are re-ranked based on their linguistic and visual affinities to the image database. User intent is obtained by combining textual and visual similarity without the need for extra human feedback. To enlarge the picture pool which included more relevant photos, expanded phrases with high frequencies counts are taken from the top k images. When comparing median recall and precision with Text Base Search and the old CBIR System, the recommended JustClick System, which is based on Intent Search, provides a better result. The technique used in the suggested system considerably enhances the accuracy of top-ranked photos, resulting in improved retrieval and query performance. The system provides an effective automated retrieval of comparable pictures with improved feature extraction integrating text based and content based retrieval approaches, resulting in superior outcomes. The study will be expanded in the future to include an investigation of the hybrid technique over the integrated CNN network, which will be optimised using an efficient optimizer model.

Acknowledgement

We gratefully thank the "Peerwith" team for their valuable guidelines for accomplishing the manuscript in efficient manner.

References

[1] A. SUN, Y. LI, Y. M. HUANG, Q. LI, AND G. LU, "Facial expression recognition using optimized active regions," *Human-centric Computing and Information Sciences*, vol. 8, article no. 33, 2018. https://doi.org/10.1186/s13673-018-0156-3

[2] J. G. DAUGMAN, "Complete discrete 2-D Gabor transforms by neural networks for image analysis and compression," *IEEE Transactions on Acoustics, Speech, and Signal Processing*, vol. 36, no. 7, pp. 1169- 1179, 1988.

[3] B. S. MANJUNATH AND W. Y. MA, "Texture features for browsing and retrieval of image data," *IEEE Transactions on Pattern Analysis and Machine Intelligence*, vol. 18, no. 8, pp. 837-842, 1996.

[4] C. JOSHI AND S. MUKHERJEE, "Empirical analysis of SIFT, Gabor and fused feature classification using SVM for multispectral satellite image retrieval," in *Proceedings of 2017 4th International Conference on Image Information Processing (ICIIP)*, Shimla, India, 2017, pp. 16.

[5] N. JAIN AND S. S. SALANKAR, "Content based image retrieval using improved Gabor wavelet transform and linear discriminant analysis," in *Proceedings of 2018 3rd International Conference for Convergence in Technology (I2CT)*, Pune, India, 2018, pp. 1-4.

[6] Z. C. HUANG, P. P. CHAN, W. W. NG, AND D. S. YEUNG, "Content-based image retrieval using color moment and Gabor texture feature," in *Proceedings of 2010 International Conference on Machine Learning and Cybernetics*, Qingdao, China, 2010, pp. 719-724.

[7] J. HAN AND K. K. MA, "Rotation-invariant and scale-invariant Gabor features for texture image retrieval," *Image and Vision Computing*, vol. 25, no. 9, pp. 1474-1481, 2007.

[8] M. H. RAHMAN, M. R. PICKERING, M. R. FRATER, AND D. KERR, "Texture feature extraction method for scale and rotation invariant image retrieval," *Electronics Letters*, vol. 48, no. 11, pp. 626-627, 2012.

[9] G. CHEN, N. CHEN, AND X. LIN, "The image retrieval based on scale and rotation-invariant texture features of Gabor wavelet transform," in *Proceedings of 2013 4th World Congress on Software Engineering*, Hong Kong, China, 2013, pp. 340-344.

[10] PREETHI, P., & ASOKAN, R. (2021). Modelling LSUTE: PKE Schemes for Safeguarding Electronic Healthcare Records Over Cloud Communication Environment. Wireless Personal Communications, 117(4), 2695-2711.

[11] K. T. AHMED, S. UMMESAFI, AND A. IQBAL, "Content based image retrieval using image features information fusion," *Information Fusion*, vol. 51, pp. 76-99, 2019.

[12] PREETHI, P., & ASOKAN, R. (2019). A high secure medical image storing and sharing in cloud environment using hex code cryptography method—secure genius. Journal of Medical Imaging and Health Informatics, 9(7), 1337-1345.

[13] PUNARSELVAM, E., & SURESH, P. (2011, December). Edge detection of CT scan spine disc image using canny edge detection algorithm based on magnitude and edge length. In 3rd International Conference on Trendz in Information Sciences & Computing (TISC2011) (pp. 136-140). IEEE.

[14] PUNARSELVAM, E., & SURESH, P. (2019). Investigation on human lumbar spine MRI image using finite element method and soft computing techniques. Cluster Computing, 22(6), 13591-13607.

[15] PREETHI, P., ASOKAN, R., THILLAIARASU, N., & SARAVANAN, T. (2021). An effective digit recognition model using enhanced convolutional neural network based chaotic grey wolf optimization. Journal of Intelligent & Fuzzy Systems, (Preprint), 1-11.
[16] RELJA ARANDJELOVI´C AND ANDREW ZISSERMAN. Three things everyone should know to improve object retrieval. In CVPR, 2012.
[17] ALBERT GORDO, JON ALMAZAN, JEROME REVAUD, AND DIANE LARLUS. End-to-end learning of deep visual representations for image retrieval. IJCV, 2017.
[18] JANE BROMLEY, ISABELLE GUYON, YANN LECUN, EDUARD SÄCKINGER, AND ROOPAK SHAH. Signature verification using a "siamese" time delay neural network. In NeurIPS, 1994.
[19] KILIAN Q WEINBERGER, JOHN BLITZER, AND LAWRENCE SAUL. Distance metric learning for large margin nearest neighbor classification. NeurIPS, 2005.
[20] KIHYUK SOHN. Improved deep metric learning with multi-class n-pair loss objective. In NeurIPS, 2016.
[21] HYUN OH SONG, YU XIANG, STEFANIE JEGELKA, AND SILVIO SAVARESE. Deep metric learning via lifted structured feature embedding. In CVPR, 2016.
[22] XINSHAO WANG, YANG HUA, ELYOR KODIROV, GUOSHENG HU, ROMAIN GARNIER, AND NEIL M ROBERTSON. Ranked list loss for deep metric learning. In CVPR, 2019.
[23] XUN WANG, XINTONG HAN, WEILIN HUANG, DENGKE DONG, AND MATTHEW R SCOTT. Multi-similarity loss with general pair weighting for deep metric learning. In CVPR, 2019.
[24] YAIR MOVSHOVITZ-ATTIAS, ALEXANDER TOSHEV, THOMAS K LEUNG, SERGEY IOFFE, AND SAURABH SINGH. No fuss distance metric learning using proxies. In ICCV, pages 360–368, 2017.
[35] SUNGYEON KIM, DONGWON KIM, MINSU CHO, AND SUHA KWAK. Proxy anchor loss for deep metric learning. In CVPR, June 2020.
[26] EU WERN TEH, TERRANCE DEVRIES, AND GRAHAM W TAYLOR. Proxynca++: Revisiting and revitalizing proxy neighborhood component analysis. In ECCV, 2020.
[27] ORIOL VINYALS, CHARLES BLUNDELL, TIMOTHY LILLICRAP, DAAN WIERSTRA, et al. Matching networks for one shot learning. In NeurIPS, 2016.
[28] JURGEN SCHMIDHUBER. Evolutionary principles in self-referential learning. On learning how to learn: The meta-meta-... hook.) Diploma thesis, Institut f. Informatik, Tech. Univ. Munich, 1987.
[29] SERGEY IOFFE AND CHRISTIAN SZEGEDY. Batch normalization: Accelerating deep network training by reducing internal covariate shift. In ICML, 2015.
[30] CHELSEA FINN, PIETER ABBEEL, AND SERGEY LEVINE. Model-agnostic meta-learning for fast adaptation of deep networks. In ICML, 2017.
[31] ALEX NICHOL, JOSHUA ACHIAM, AND JOHN SCHULMAN. On first-order meta-learning algorithms. arXiv, 2018.
[32] SHELL XU HU, PABLO MORENO, YANG XIAO, XI SHEN, GUILLAUME OBOZINSKI, NEIL LAWRENCE, AND ANDREAS DAMIANOU. Empirical bayes transductive meta-learning with synthetic gradients. In ICLR, 2019.

[33] MAX JADERBERG, WOJCIECH MARIAN CZARNECKI, SIMON OSINDERO, ORIOL VINYALS, ALEX GRAVES, DAVID SILVER, AND KORAY KAVUKCUOGLU. Decoupled neural interfaces using synthetic gradients. In ICML, 2017.
[34] YAOYAO LIU, BERNT SCHIELE, AND QIANRU SUN. An ensemble of epoch-wise empirical bayes for few-shot learning. In ECCV, 2020.
[35] RUIBING HOU, HONG CHANG, MA BINGPENG, SHIGUANG SHAN, AND XILIN CHEN. Cross attention network for few-shot classification. In NeurIPS, 2019.
[36] YANBIN LIU, JUHO LEE, MINSEOP PARK, SAEHOON KIM, EUNHO YANG, SUNG JU HWANG, AND YI YANG. Learning to propagate labels: Transductive propagation network for few-shot learning. In ICLR, 2019.
[37] JONGMIN KIM, TAESUP KIM, SUNGWOONG KIM, AND CHANG D YOO. Edge-labeling graph neural network for few-shot learning. In CVPR, 2019.
[38] PAU RODRÍGUEZ, ISSAM LARADJI, ALEXANDRE DROUIN, AND ALEXANDRE LACOSTE. Embedding propagation: Smoother manifold for few-shot classification. In ECCV, 2020.
[39] ONDREJ CHUM, JAMES PHILBIN, JOSEF SIVIC, MICHAEL ISARD, AND ANDREW ZISSERMAN. Total recall: Automatic query expansion with a generative feature model for object retrieval. In ICCV, 2007.
[40] OND˘REJ CHUM, ANDREJ MIKULIK, MICHAL PERDOCH, AND JI˘RÍ MATAS. Total recall ii: Query expansion revisited. In CVPR, 2011.
[41] ALBERT GORDO, FILIP RADENOVIC, AND TAMARA BERG. Attention-based query expansion learning. In ECCV, 2020.
[42] ASHISH VASWANI, NOAM SHAZEER, NIKI PARMAR, JAKOB USZKOREIT, LLION JONES, AIDAN N GOMEZ, ŁUKASZ KAISER, AND ILLIA POLOSUKHIN. Attention is all you need. In NeurIPS, 2017.
[43] CHUNDI LIU, GUANGWEI YU, MAKSIMS VOLKOVS, CHENG CHANG, HIMANSHU RAI, JUNWEI MA, AND SATYA KRISHNA GORTI. Guided similarity separation for image retrieval. In NeurIPS, 2019.
[44] DENGYONG ZHOU, JASON WESTON, ARTHUR GRETTON, OLIVIER BOUSQUET, AND BERNHARD SCHÖLKOPF. Ranking on data manifolds. NeurIPS, 2003.
[45] XIAOHUI SHEN, ZHE LIN, JONATHAN BRANDT, SHAI AVIDAN, AND YING WU. Object retrieval and localization with spatially-constrained similarity measure and k-nn re-ranking. In CVPR, 2012.
[46] HERVE JEGOU, HEDI HARZALLAH, AND CORDELIA SCHMID. A contextual dissimilarity measure for accurate and efficient image search. In CVPR, pages 1–8, 2007.
[47] DANFENG QIN, STEPHAN GAMMETER, LUKAS BOSSARD, TILL QUACK, AND LUC VAN GOOL. Hello neighbor: Accurateobject retrieval with k-reciprocal nearest neighbors. In CVPR, 2011.
[48] ZHUN ZHONG, LIANG ZHENG, DONGLIN CAO, AND SHAOZI LI. Re-ranking person re-identification with kreciprocal encoding. In CVPR, 2017.
[49] University of Montreal LISA Lab. Deep learning tutorial, 2008.
[50] FR´ED´ERIC BASTIEN, PASCAL LAMBLIN, RAZVAN PASCANU, JAMES BERGSTRA, IAN J. GOODFELLOW, ARNAUD BERGERON, NICOLAS BOUCHARD, AND YOSHUA BENGIO. Theano: new features and speed improvements. Deep Learning and Unsupervised Feature Learning NIPS 2012 Workshop, 2012.

ISSN: 0369-8963

[51] JAMES BERGSTRA, OLIVIER BREULEUX, FR´ED´ERIC BASTIEN, PASCAL LAMBLIN, RAZVAN PASCANU, GUILLAUME DESJARDINS, JOSEPH TURIAN, DAVIDWARDE-FARLEY, AND YOSHUA BENGIO. Theano: a CPU and GPU math expression compiler. In Proceedings of the Python for Scientific Computing Conference (SciPy), June 2010. Oral Presentation.

 https://doi.org/10.37896/pd91.4/91413